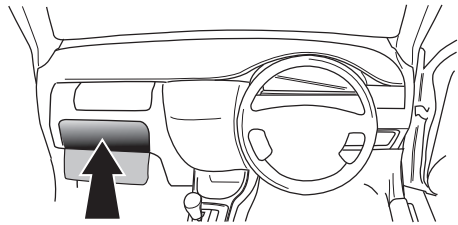


**! INFO !**

Do not charge the battery of the towing vehicle and/or towed vehicle directly via the socket.



**User guide**



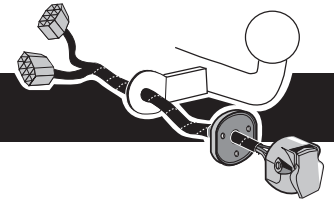
**SPARE PARTS**

**[www.ecs-electronicsuk.co.uk](http://www.ecs-electronicsuk.co.uk)**







Partnr.: SK-017-D1U


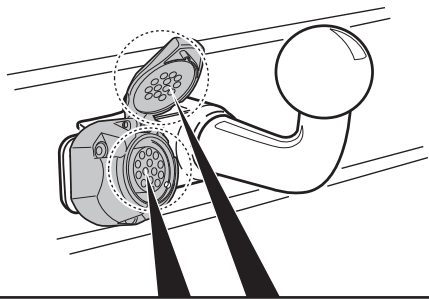
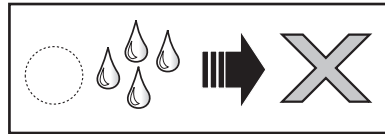
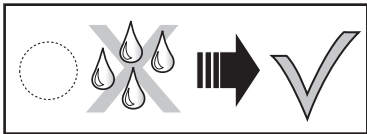
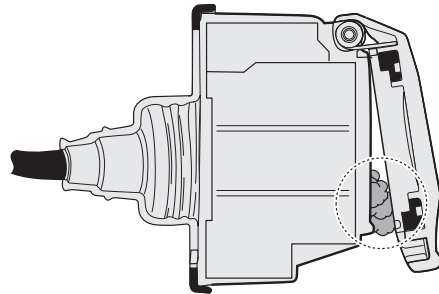
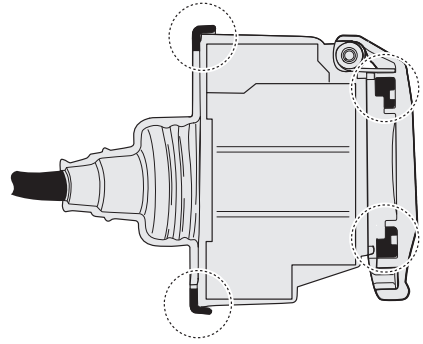
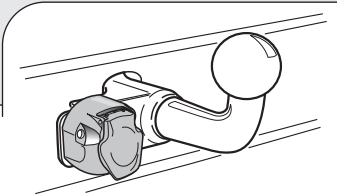
**User Guide**



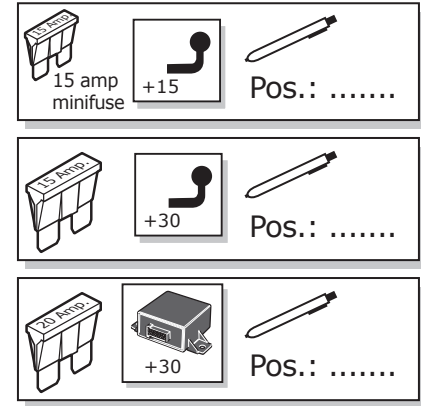
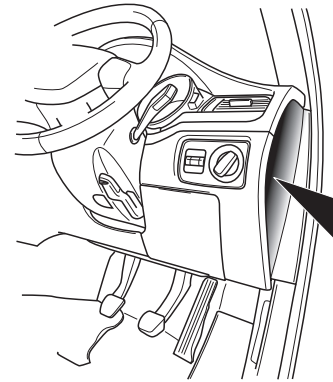
**SKODA**  
Octavia HB 2004- & 2009-  
Octavia Combi 2005- & 2009-  
Octavia Scout 2007- & 2009-  
SuperB 09|2008-  
SuperB Combi 2010-



INFO



## CHANGING THE FUSE

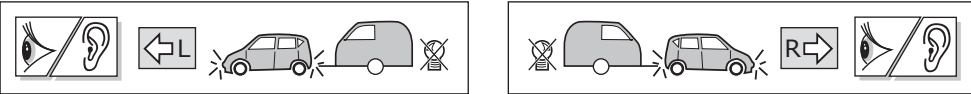


## SOCKET CONNECTION

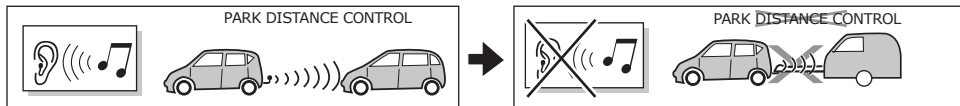
DIN/ISO 11446			1-8					Reverse			10	11	12	13
	1/L	2	3/31	4/R	5/58-R	6/54	7/58-L	8	9	10	11	12	13	
Pmax	21W	21W		21W	42W	3x21W	42W	21W	180W/15Amp	180W/15Amp				
Colour	Black/White	Blue	Brown	Black/Green	Grey/Red	Black/Red	Grey/Black	Black	Red	Yellow	Brown	Red/Blue	Brown	



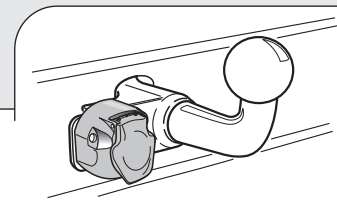
In a coupled trailer with working fog lamp, the fog lamp of the vehicle will be switched off, if applicable.



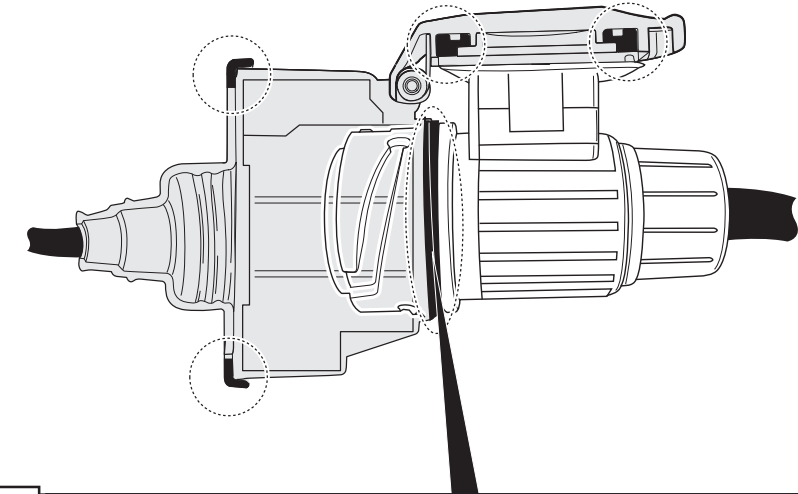
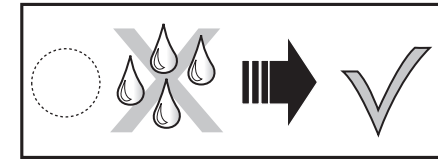

The flashing lights on the trailer are monitored. If one of the indicators of the trailer breaks down, a buzzer will be audible and/or a visual signal will be visible on the dashboard. Check the flashing lights on the trailer.



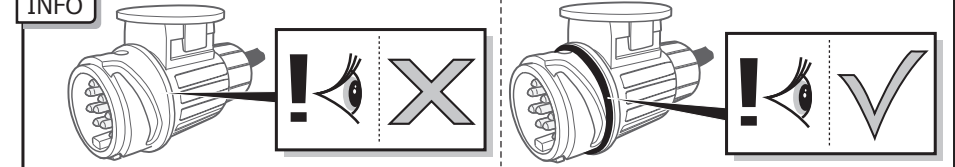
The wiring kit has a possibility to switch off any Park Distance Control in the case of a coupled trailer.



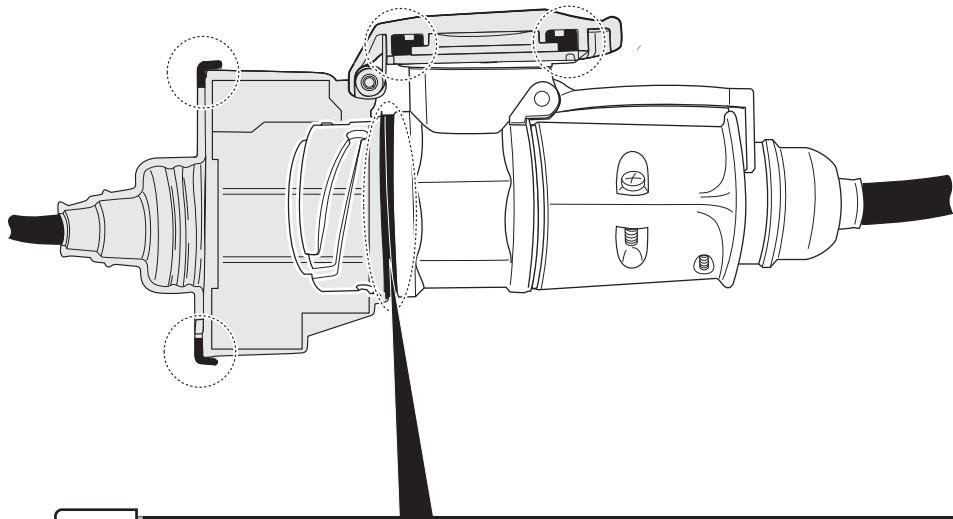
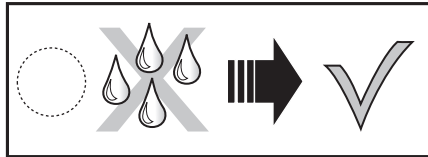
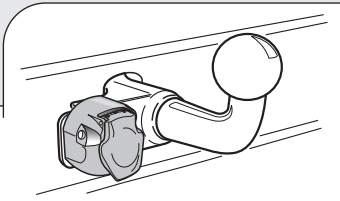
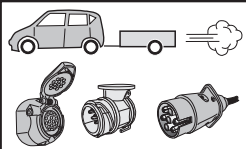
INFO : Ring.



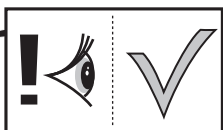
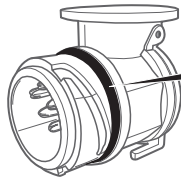
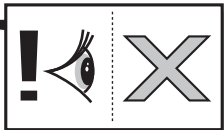
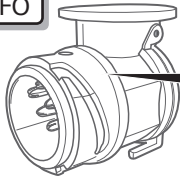
INFO



INFO : Adapt.



INFO



INFO : Storage

